



(12) **United States Patent**
Fisher

(10) **Patent No.:** **US 12,148,000 B2**
(45) **Date of Patent:** ***Nov. 19, 2024**

(54) **BLAZE MOBILE BANKING USING A REMOTE MANAGEMENT SERVER**

4/60 (2018.02); *H04W 4/80* (2018.02); *H04L 67/306* (2013.01); *H04M 1/72406* (2021.01); *H04M 1/72427* (2021.01); *H04W 8/18* (2013.01)

(71) Applicant: **Michelle Fisher**, Berkeley, CA (US)

(72) Inventor: **Michelle Fisher**, Berkeley, CA (US)

(73) Assignee: **Michelle Fisher**, Berkeley, CA (US)

(*) Notice: Subject to any disclaimer, the term of this patent is extended or adjusted under 35 U.S.C. 154(b) by 86 days.

This patent is subject to a terminal disclaimer.

(58) **Field of Classification Search**

CPC G06Q 30/0239; G06Q 20/322; G06Q 30/0267; G06Q 30/0277; G06Q 40/02; G06F 3/0484; H04L 63/0428; H04L 67/34; H04L 67/306; H04W 4/02; H04W 4/024; H04W 4/60; H04W 4/80; H04W 8/18; H04M 1/72406; H04M 1/72427
USPC 455/418, 456.1-456.3; 370/338
See application file for complete search history.

(21) Appl. No.: **18/205,392**

(22) Filed: **Jun. 2, 2023**

(65) **Prior Publication Data**
US 2024/0013250 A1 Jan. 11, 2024

Related U.S. Application Data

(63) Continuation of application No. 17/512,932, filed on Oct. 28, 2021, now Pat. No. 11,669,856, which is a (Continued)

(51) **Int. Cl.**
H04M 3/00 (2024.01)
G06F 3/0484 (2022.01)
G06Q 20/32 (2012.01)
G06Q 30/0207 (2023.01)
G06Q 30/0241 (2023.01)
(Continued)

(52) **U.S. Cl.**
CPC *G06Q 30/0239* (2013.01); *G06F 3/0484* (2013.01); *G06Q 20/322* (2013.01); *G06Q 30/0267* (2013.01); *G06Q 30/0277* (2013.01); *G06Q 40/02* (2013.01); *H04L 63/0428* (2013.01); *H04L 67/34* (2013.01); *H04W 4/02* (2013.01); *H04W 4/024* (2018.02); *H04W*

(56) **References Cited**

U.S. PATENT DOCUMENTS

6,038,367 A 3/2000 Abecassis
6,101,483 A 8/2000 Petrovich
(Continued)

OTHER PUBLICATIONS

U.S. Appl. No. 17/512,932, Notice of Allowance mailed Apr. 24, 2023.

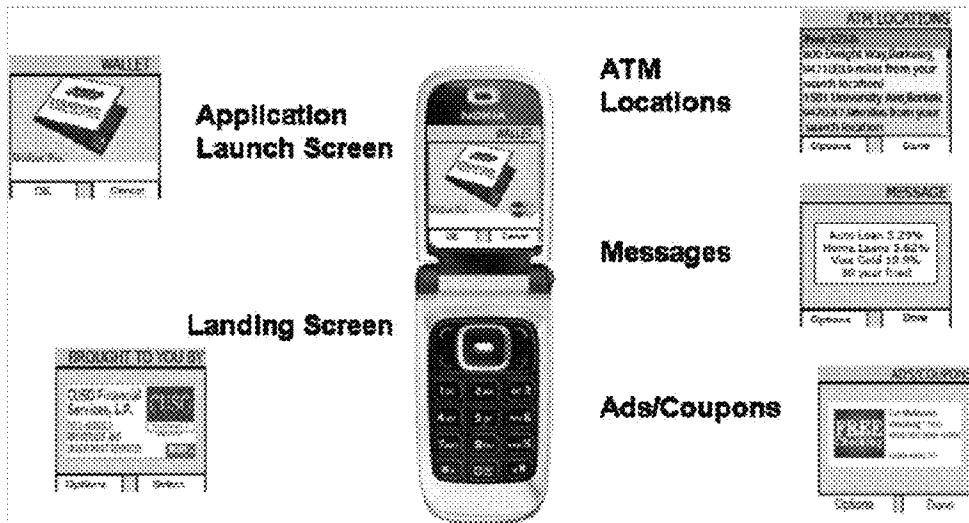
(Continued)

Primary Examiner — Marcos Batista

(57) **ABSTRACT**

A method and system for customizing a mobile application running on a mobile communication device of a user. In one implementation, the method includes providing the mobile application to the mobile communication device of the user, the mobile application having a generic platform; determining a special interest group (SIG) that is affiliated with the user; and customizing the generic platform of the mobile application based on information specific to the special interest group (SIG) that is affiliated with the user.

30 Claims, 8 Drawing Sheets



Related U.S. Application Data

continuation of application No. 17/009,356, filed on Sep. 1, 2020, now Pat. No. 11,164,207, which is a continuation of application No. 16/796,892, filed on Feb. 20, 2020, now Pat. No. 10,769,656, which is a continuation of application No. 16/457,874, filed on Jun. 28, 2019, now Pat. No. 10,621,612, which is a continuation of application No. 15/980,735, filed on May 15, 2018, now Pat. No. 10,339,556, which is a continuation of application No. 15/134,101, filed on Apr. 20, 2016, now Pat. No. 9,996,849, which is a continuation of application No. 14/180,562, filed on Feb. 14, 2014, now abandoned, which is a continuation of application No. 11/956,261, filed on Dec. 13, 2007, now Pat. No. 8,693,995.

(51) **Int. Cl.**

G06Q 30/0251 (2023.01)
G06Q 40/02 (2023.01)
H04L 9/40 (2022.01)
H04L 67/00 (2022.01)
H04W 4/02 (2018.01)
H04W 4/024 (2018.01)
H04W 4/60 (2018.01)
H04W 4/80 (2018.01)
H04L 67/306 (2022.01)
H04M 1/72406 (2021.01)
H04M 1/72427 (2021.01)
H04W 8/18 (2009.01)

(56)

References Cited

U.S. PATENT DOCUMENTS

6,115,601 A 9/2000 Ferreira
 6,123,259 A 9/2000 Ogasawara
 6,128,655 A 10/2000 Fields
 6,141,666 A 10/2000 Tobin
 6,199,082 B1 3/2001 Ferrel
 6,250,557 B1 6/2001 Forslund
 6,415,156 B1 7/2002 Stadelmann
 6,450,407 B1 9/2002 Freeman
 6,587,835 B1 7/2003 Treyz
 6,605,120 B1 8/2003 Fields
 6,771,981 B1 8/2004 Zalewski
 6,772,396 B1 8/2004 Cronin
 6,886,017 B1 4/2005 Jackson
 6,950,939 B2 9/2005 Tobin
 7,031,945 B1 4/2006 Donner
 7,069,248 B2 6/2006 Huber
 7,096,003 B2 8/2006 Joao
 7,110,744 B2 9/2006 Freeny
 7,110,792 B2 9/2006 Rosenberg
 7,127,236 B2 10/2006 Khan
 7,200,578 B2 4/2007 Paltenghe
 7,289,810 B2 10/2007 Jagadeesan
 7,308,254 B1 12/2007 Rissanen
 7,357,312 B2 4/2008 Gangi
 7,379,920 B2 5/2008 Leung
 7,472,829 B2 1/2009 Brown
 7,482,925 B2 1/2009 Hammad
 7,512,567 B2 3/2009 Bommel
 7,522,905 B2 4/2009 Hammad
 7,784,684 B2 8/2010 Labrou
 7,870,077 B2 1/2011 Woo
 7,979,519 B2 7/2011 Shigeta
 8,005,426 B2 8/2011 Huomo
 8,019,362 B2 9/2011 Sweatman
 8,073,424 B2 12/2011 Sun
 8,086,534 B2 12/2011 Powell
 8,109,444 B2 2/2012 Jain
 8,121,945 B2 2/2012 Rackley

8,127,984 B2 3/2012 Zatloukal
 8,423,408 B1 4/2013 Barnes
 2001/0011250 A1 8/2001 Paltenghe
 2001/0044751 A1 11/2001 Pugliese
 2002/0056091 A1 5/2002 Bala
 2002/0059100 A1 5/2002 Shore
 2002/0063895 A1 5/2002 Agata
 2002/0065774 A1 5/2002 Young
 2002/0077918 A1 6/2002 Lerner
 2002/0082879 A1 6/2002 Miller
 2002/0107756 A1 8/2002 Hammons
 2002/0160761 A1 10/2002 Wolfe
 2002/0169984 A1 11/2002 Kumar
 2002/0184096 A1 12/2002 Kawahara
 2003/0061113 A1 3/2003 Petrovich
 2003/0065805 A1 4/2003 Barnes
 2003/0074259 A1 4/2003 Slyman
 2003/0085286 A1 5/2003 Kelley
 2003/0087601 A1 5/2003 Agam
 2003/0093695 A1 5/2003 Dutta
 2003/0105641 A1 6/2003 Lewis
 2003/0132298 A1 7/2003 Swartz
 2003/0140004 A1 7/2003 O'Leary
 2003/0163359 A1 8/2003 Kanesaka
 2003/0172028 A1 9/2003 Abell
 2004/0006497 A1 1/2004 Nestor
 2004/0030601 A1 2/2004 Pond
 2004/0030658 A1 2/2004 Cruz
 2004/0034544 A1 2/2004 Fields
 2004/0064408 A1 4/2004 Kight
 2004/0073497 A1 4/2004 Hayes
 2004/0078266 A1 4/2004 Kim
 2004/0127256 A1 7/2004 Goldthwaite
 2004/0235450 A1 11/2004 Rosenberg
 2004/0243519 A1 12/2004 Perttila
 2004/0254836 A1 12/2004 Eموke Barabas
 2004/0267618 A1 12/2004 Judicibus
 2004/0267665 A1 12/2004 Nam
 2005/0003810 A1 1/2005 Chu
 2005/0021478 A1* 1/2005 Gautier G06Q 20/12
 705/65
 2005/0040230 A1 2/2005 Swartz
 2005/0076210 A1 4/2005 Thomas
 2005/0165646 A1 7/2005 Tedesco
 2005/0187873 A1 8/2005 Labrou
 2005/0215231 A1 9/2005 Bauchot
 2006/0031752 A1 2/2006 Surloff
 2006/0089874 A1 4/2006 Newman
 2006/0091200 A1 5/2006 Lai
 2006/0114987 A1 6/2006 Roman
 2006/0143091 A1 6/2006 Yuan
 2006/0149630 A1 7/2006 Elliott
 2006/0178130 A1 8/2006 Makrygiannis
 2006/0191995 A1 8/2006 Stewart
 2006/0206709 A1 9/2006 Labrou
 2006/0219780 A1 10/2006 Swartz
 2007/0004391 A1 1/2007 Maffeis
 2007/0011099 A1 1/2007 Sheehan
 2007/0022058 A1 1/2007 Labrou
 2007/0067329 A1 3/2007 Kamva
 2007/0095892 A1 5/2007 Lyons
 2007/0125838 A1 6/2007 Law
 2007/0125840 A1 6/2007 Law
 2007/0138299 A1 6/2007 Mitra
 2007/0131759 A1 7/2007 Cox
 2007/0156436 A1 7/2007 Fisher
 2007/0204004 A1 8/2007 Coyer
 2007/0210155 A1 9/2007 Swartz
 2007/0235519 A1 10/2007 Jang
 2007/0255662 A1 11/2007 Tumminaro
 2007/0270166 A1 11/2007 Hampel
 2007/0293155 A1 12/2007 Liao
 2008/0010190 A1 1/2008 Rackley
 2008/0010191 A1* 1/2008 Rackley, III G06Q 20/363
 705/39
 2008/0010196 A1 1/2008 Rackley
 2008/0017704 A1 1/2008 Vandeburg
 2008/0294556 A1 1/2008 Anderson
 2008/0045172 A1 2/2008 Narayanaswami

(56)

References Cited

U.S. PATENT DOCUMENTS

2008/0046366	A1	2/2008	Bemmel
2008/0048022	A1	2/2008	Vawter
2008/0051059	A1	2/2008	Fisher
2008/0051142	A1	2/2008	Calvet
2008/0052192	A1	2/2008	Fisher
2008/0052233	A1	2/2008	Fisher
2008/0139155	A1	6/2008	Boireau
2008/0167988	A1	7/2008	Sun
2008/0177668	A1	7/2008	Delean
2008/0208681	A1	8/2008	Hammad
2008/0208743	A1	8/2008	Arthur
2008/0208744	A1	8/2008	Arthur
2008/0208762	A1	8/2008	Arthur
2008/0221997	A1	9/2008	Wolfe
2008/0255947	A1	10/2008	Friedman
2008/0275779	A1	11/2008	Lakshminarayanan
2008/0281694	A1	11/2008	Kretz
2008/0305774	A1	12/2008	Ramakrishna
2009/0063312	A1	3/2009	Hurst
2009/0076906	A1	3/2009	Kansai
2009/0098825	A1	4/2009	Huomo
2009/0106112	A1	4/2009	Dalmia
2009/0124234	A1	5/2009	Fisher
2009/0132362	A1	5/2009	Fisher
2009/0144161	A1	6/2009	Fisher
2009/0227281	A1	9/2009	Hammad
2010/0057619	A1	3/2010	Weller
2010/0063895	A1	3/2010	Dominguez
2010/0105375	A1	4/2010	Schroter
2011/0320316	A1	12/2011	Randazza

OTHER PUBLICATIONS

Deena, M. Amato, "Mobile Rewards." Chain Store Age 82.5 (2006): 160, 161, 163. Hoover's Company Profiles: ProQuest Central. Web. Oct. 5, 2012.

"ViVOTech to Demonstrate Industry's First End-to-End Near Field Communication (NFC) Solution at the NRF Show." Business Wire: 1 Jan. 16, 2006. Business Dateline; Hoover's Company Profiles: ProQuest Central Web. Oct. 5, 2012.

"Text Messaging" https://en.m.wikipedia.org/wiki/Text_messaging.

"Text Based User Interface" https://en.wikipedia.org/wiki/User_interface.

"WAP" https://en.wikipedia.org/wiki/Wireless_Application_Protocol.

"Multimedia messaging".

Web based user interface https://en.wikipedia.org/wiki/User_interface.

Ajax <https://techterms.com/definition/ajax>.

Java script <https://techterms.com/definition/javascript>.

"Browser games" www.60freegames.com/Free-to-Play/Browser-Games.

"Online shopping" https://en.wikipedia.org/wiki/Online_shopping.

"Social networking services" https://en.wikipedia.org/wiki/Social_networking_service.

"Web mapping" https://en.wikipedia.org/wiki/Web_mapping.

"Mobile browser" https://en.wikipedia.org/wiki/Mobile_browser.

"Voice browser" https://en.wikipedia.org/wiki/Voice_browser.

"Email" <https://techterms.com/definition/email>.

"Web mail" <https://en.wikipedia.org/wiki/Webmail>.

"WAP Browser" https://en.m.wikipedia.org/wiki/Wireless_Application_Protocol.

"Binary application" https://en.m.wikipedia.org/wiki/Application_binary_interface.

* cited by examiner

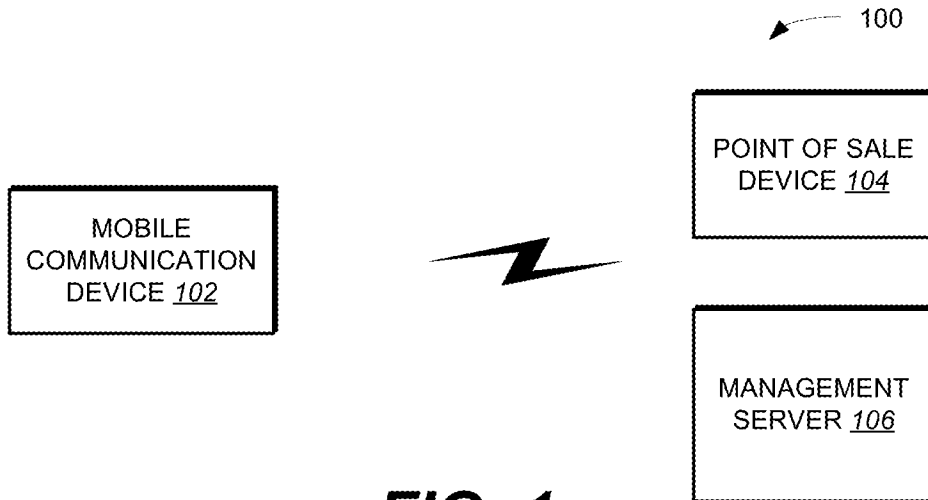


FIG. 1

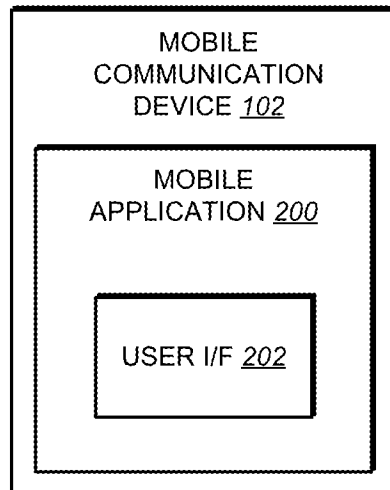


FIG. 2

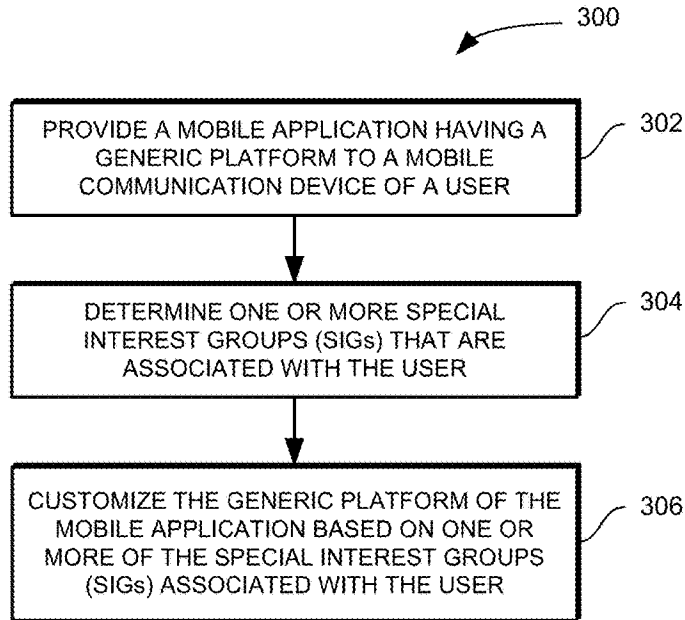


FIG. 3

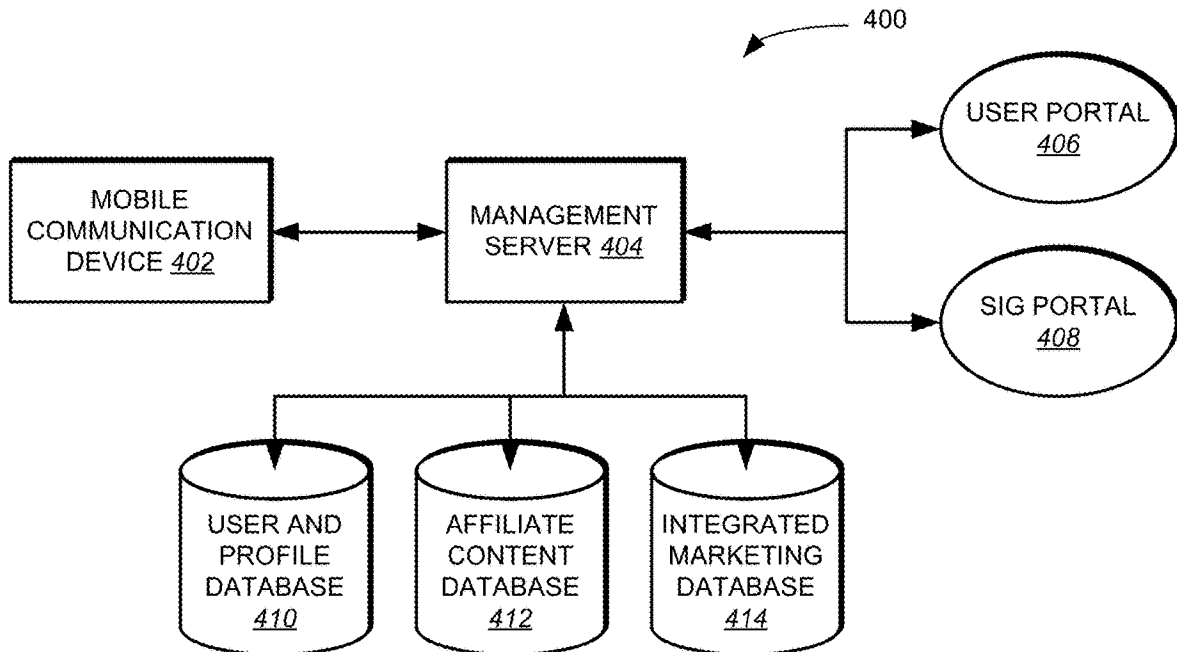


FIG. 4

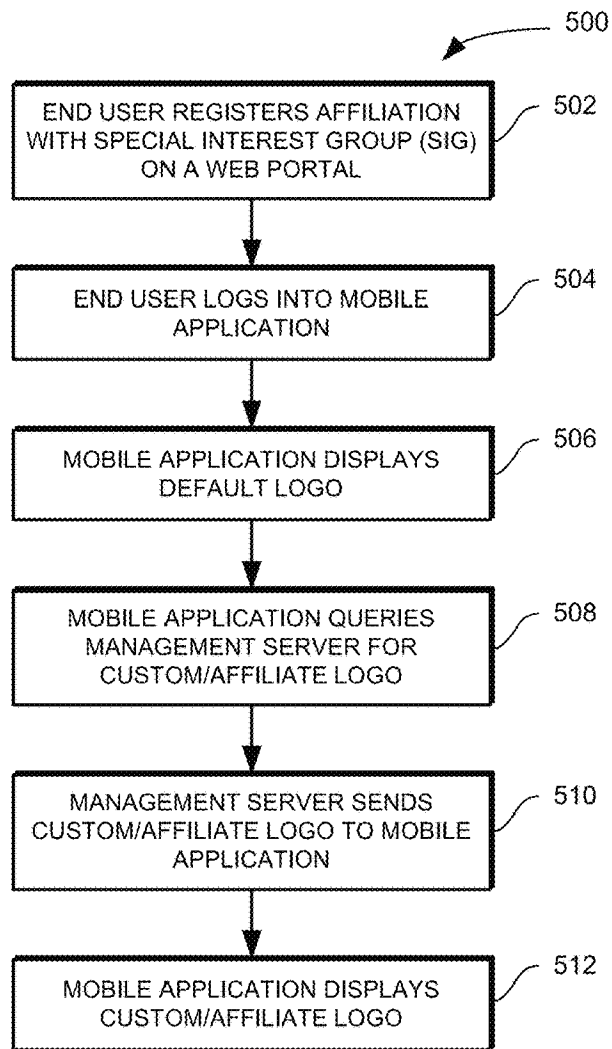


FIG. 5

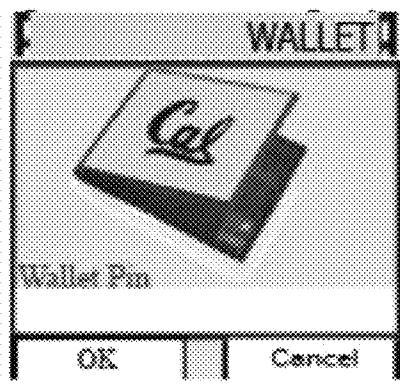


FIG. 6



FIG. 7

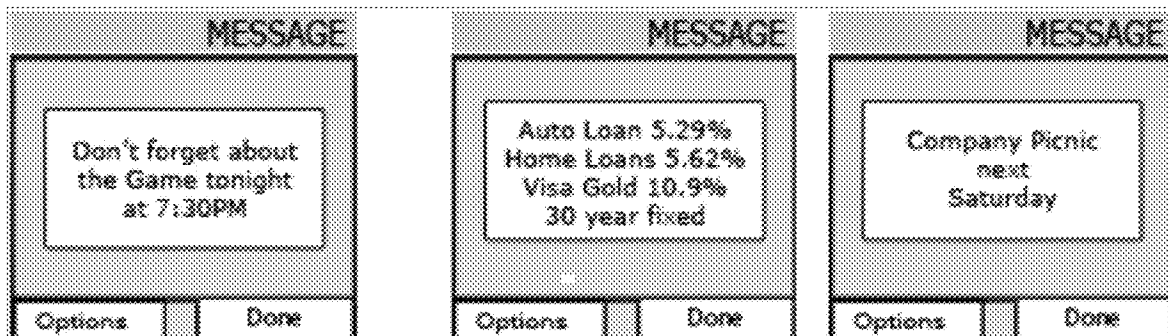


FIG. 8

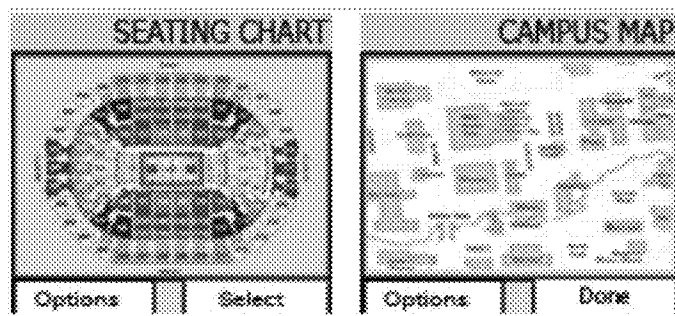


FIG. 9

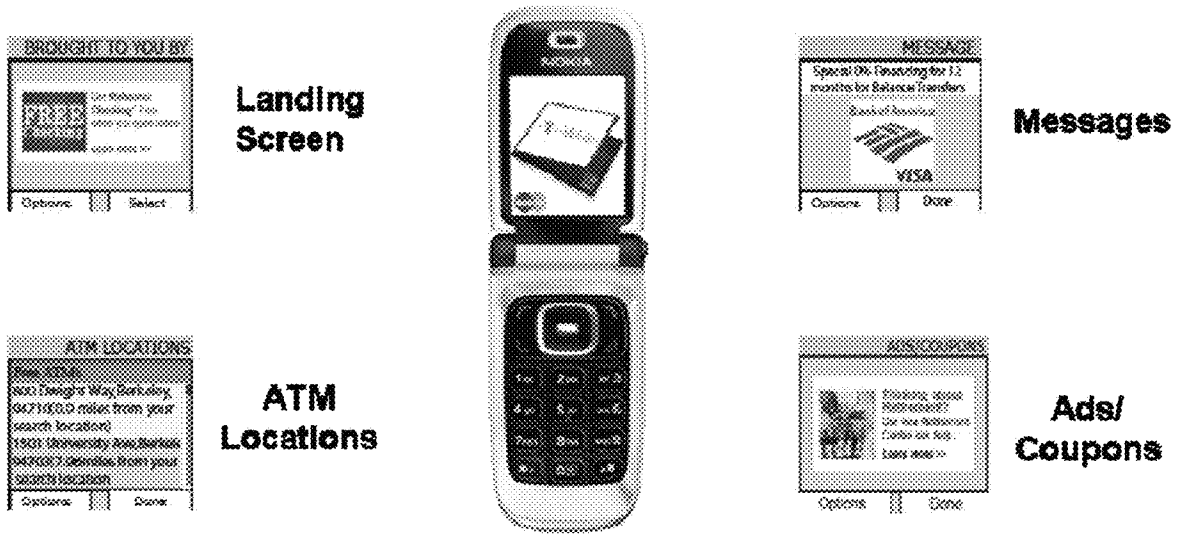


FIG. 10A

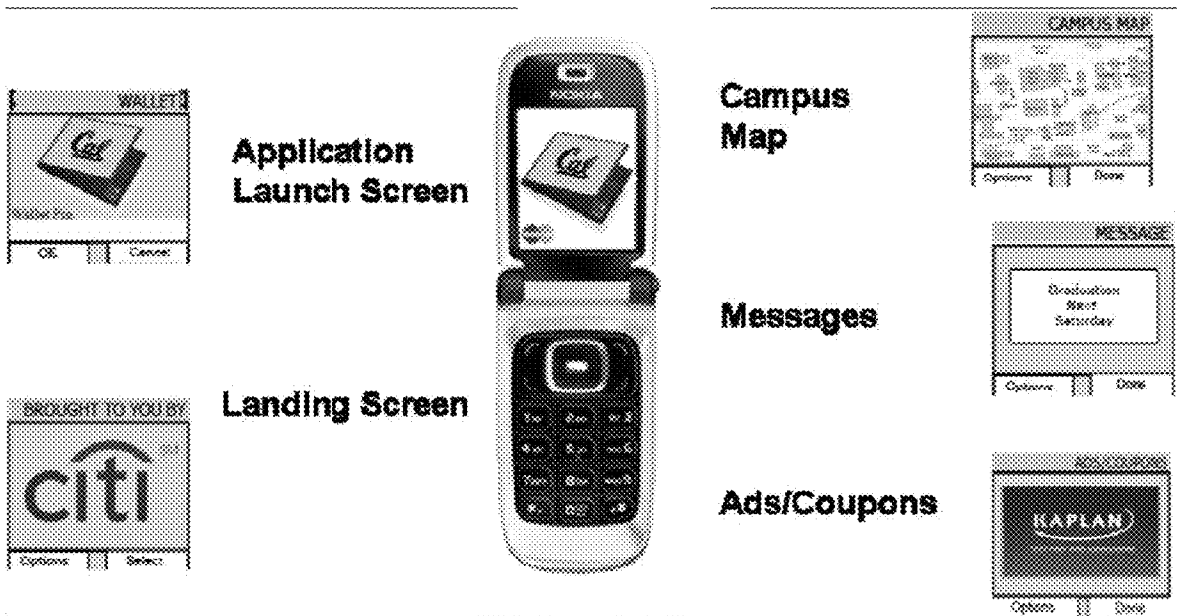
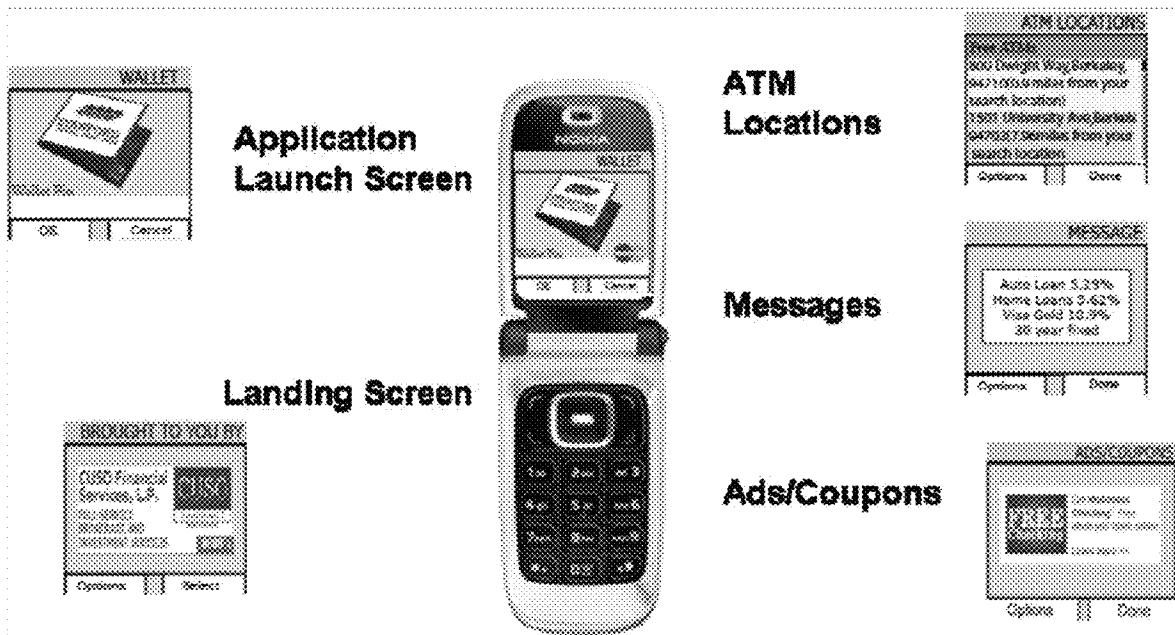
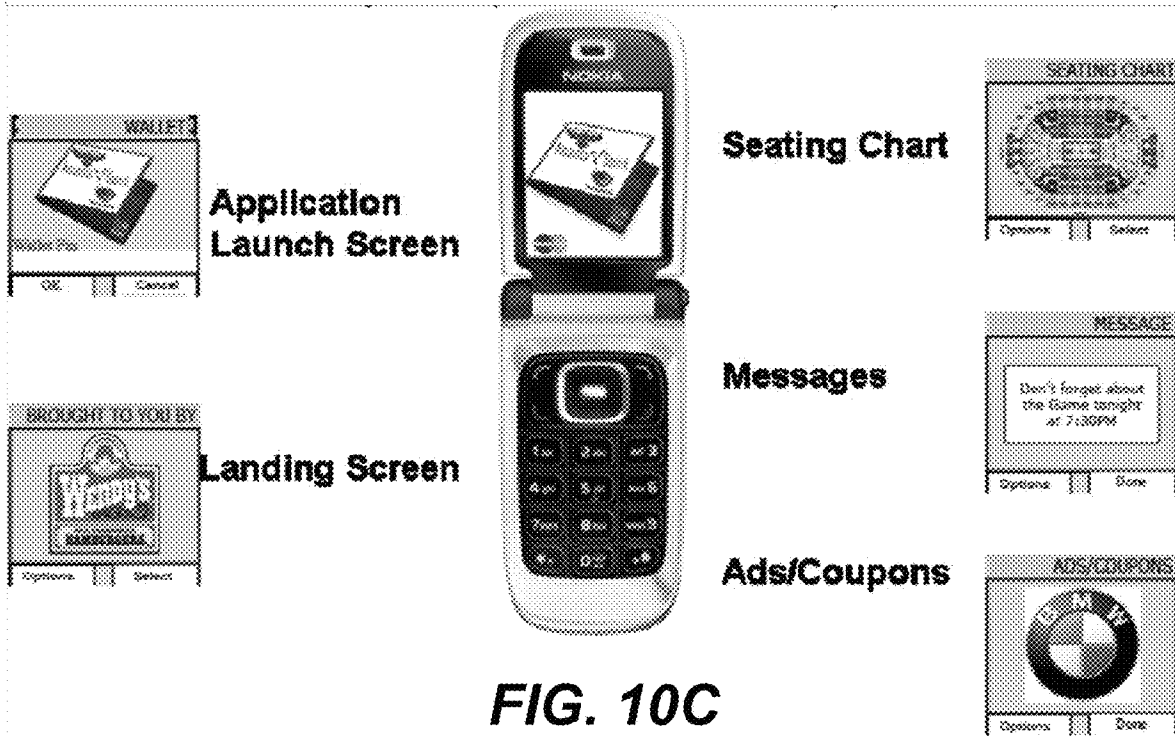


FIG. 10B



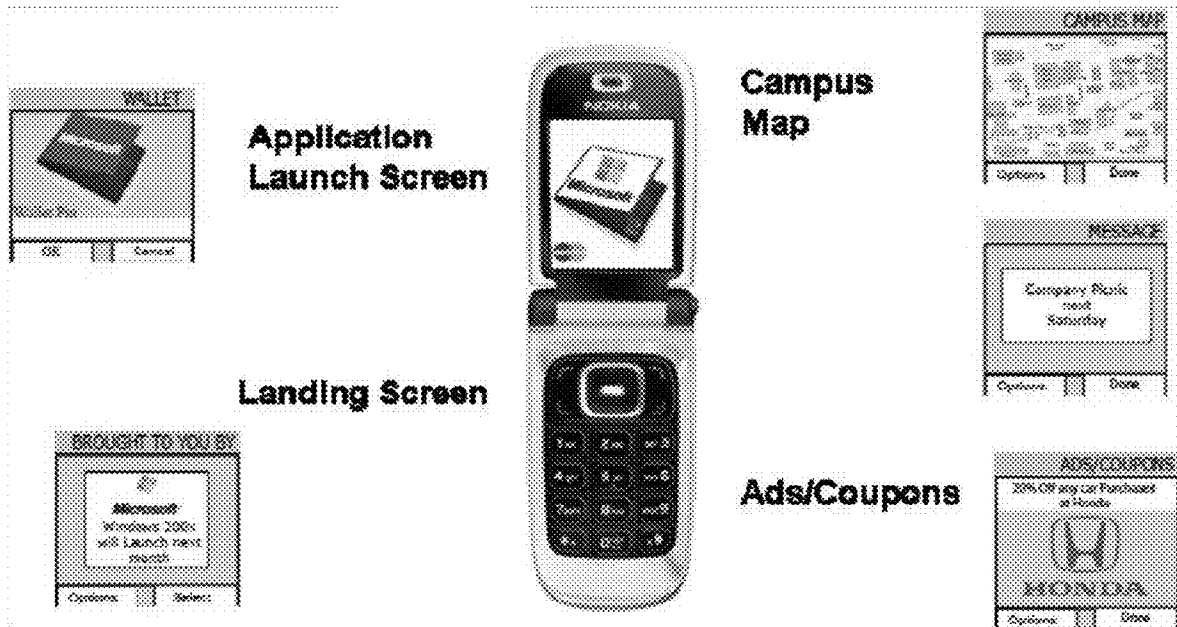


FIG. 10E

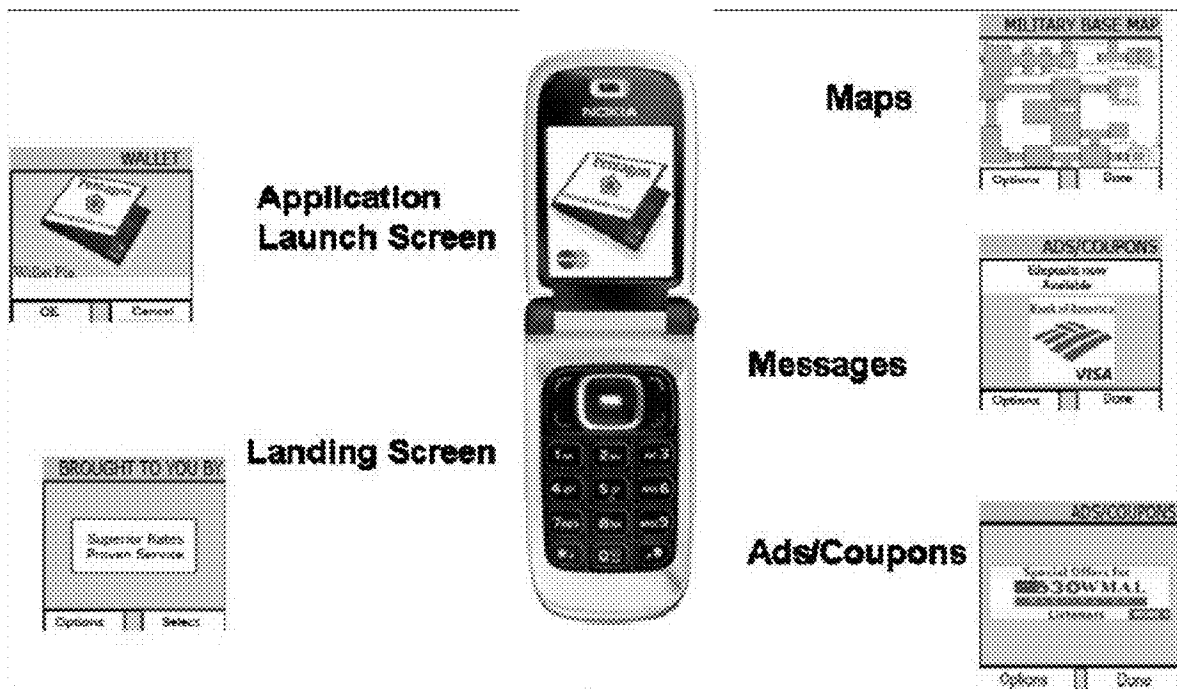


FIG. 10F

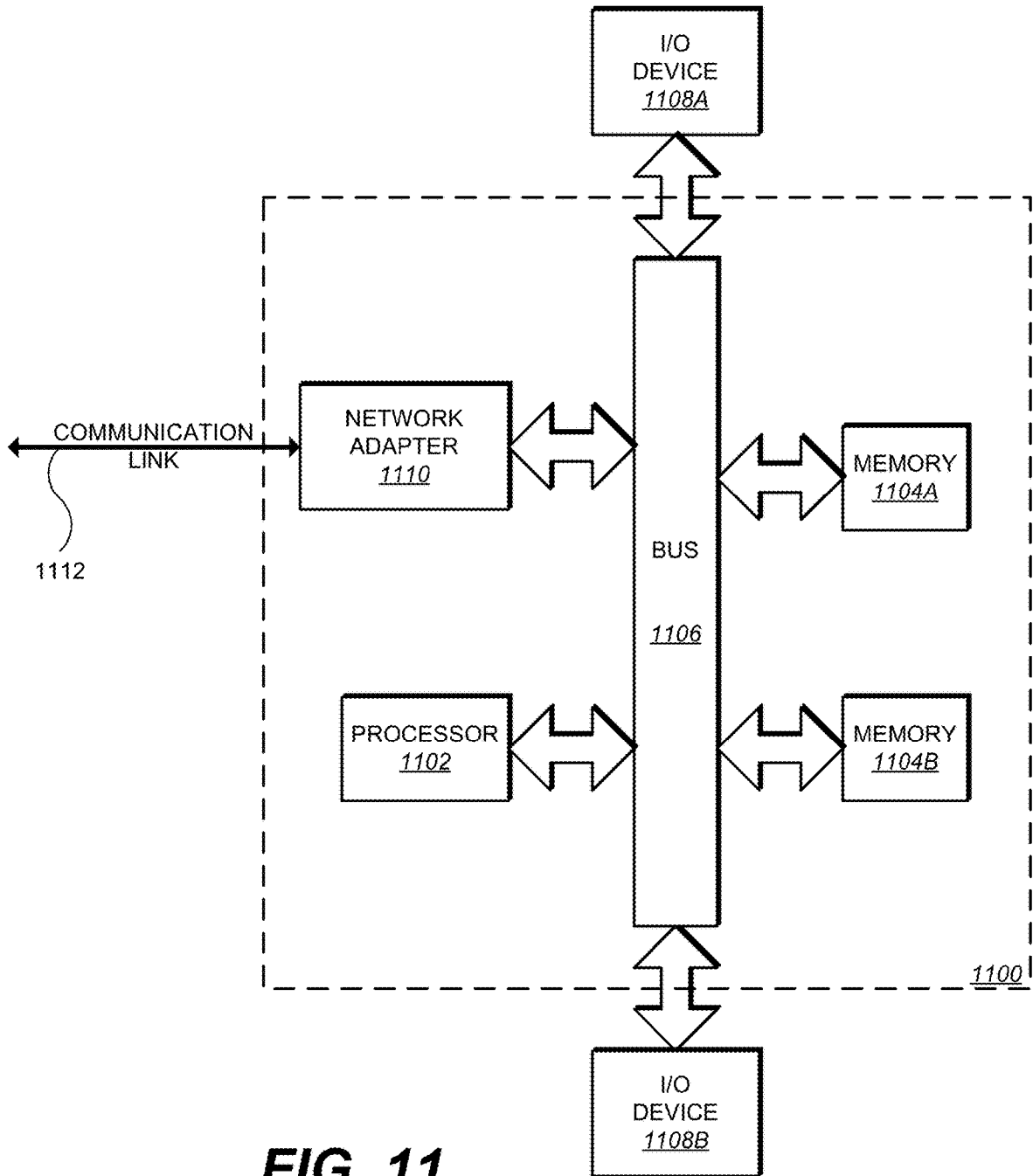


FIG. 11

**BLAZE MOBILE BANKING USING A
REMOTE MANAGEMENT SERVER****CROSS-REFERENCE TO RELATED
APPLICATIONS**

This application is a continuation and claims priority to U.S. patent application Ser. No. 17/512,932 filed Oct. 28, 2021 titled, "PROCESSING MOBILE BANKING TRANSACTIONS USING A REMOTE MANAGEMENT SERVER" which is a continuation and claims priority to U.S. patent application Ser. No. 17/009,356 filed Sep. 1, 2020 titled "PROCESSING A MOBILE BANKING TRANSACTIONS USING A NON-BROWSER BASED APPLICATION" now U.S. patent Ser. No. 11/164,207 which is a continuation and claims priority to U.S. patent application Ser. No. 16/796,892 filed Feb. 20, 2020 titled "PROCESSING MOBILE BANKING TRANSACTIONS" now U.S. patent Ser. No. 10/769,656 which is a continuation and claims priority to U.S. patent application Ser. No. 16/457,874 filed Jun. 28, 2019 titled "DISPLAYING AN ADVERTISEMENT IN RESPONSE TO USER INPUT USING A NON-BROWSER BASED APPLICATION" now U.S. Pat. No. 10,621,612 which is a continuation and claims priority to U.S. patent application Ser. No. 15/980,735 filed May 15, 2018 titled, "SELECTING AND TRANSMITTING AN ADVERTISEMENT FROM A REMOTE MANAGEMENT SERVER" now U.S. Pat. No. 10,339,556 which is a continuation and claims priority to U.S. patent application Ser. No. 15/134,101 filed Apr. 20, 2016, titled REMOTE DELIVERY OF ADVERTISEMENTS now U.S. Pat. No. 9,996,849 which is a continuation and claims priority to U.S. patent application Ser. No. 14/180,562, filed Feb. 14, 2014, titled "CUSTOMIZED INFORMATION WITHOUT AUTHENTICATION" which is a continuation and claims priority to U.S. patent application Ser. No. 11/956,261, filed Dec. 13, 2007, titled "METHOD AND SYSTEM FOR DELIVERING CUSTOMIZED INFORMATION TO A MOBILE COMMUNICATION DEVICE BASED ON USER AFFILIATIONS" now U.S. Pat. No. 8,693,995, which is incorporated by reference herein in its entirety.

FIELD OF INVENTION

The present invention relates to data communications and wireless devices.

BACKGROUND OF THE INVENTION

Mobile communication devices—e.g., cellular phones, personal digital assistants, and the like—are increasingly being used to conduct payment transactions (e.g., through mobile wallet applications) as described in U.S. patent application Ser. No. 11/933,351, entitled "Method and System For Scheduling A Banking Transaction Through A Mobile Communication Device", and U.S. patent application Ser. No. 11/467,441, entitled "Method and Apparatus For Completing A Transaction Using A Wireless Mobile Communication Channel and Another Communication Channel, both of which are incorporated herein by reference. Such payment transactions can include, for example, purchasing goods and/or services, bill payments, and transferring funds between bank accounts.

In the mobile communication device space, delivering separate, customized mobile applications to mobile communications devices can be quite expensive in terms of cost and memory. For example, in the United States, AT&T recently

announced that their mobile communication device platform will only support up to two mobile wallet applications. Such constraints, as well as limited device memory, limit the number of customized applications that an end user can run on a mobile communication device.

BRIEF SUMMARY OF THE INVENTION

In general, in one aspect, this specification describes a method for customizing a mobile application running on a mobile communication device of a user. The method includes providing the mobile application to the mobile communication device of the user, the mobile application having a generic platform; determining a special interest group (SIG) that is affiliated with the user; and customizing the generic platform of the mobile application based on information specific to the special interest group (SIG) that is affiliated with the user.

Particular implementations can include one or more of the following features. Customizing the generic platform of the mobile application can comprise displaying one or more of a logo, advertisement, coupon, alert, notification, or map that is associated with the special interest group (SIG) through the mobile application running on the mobile communication device. The special interest group (SIG) can be one of a university, corporation, military, government, sports team, or alumni association. The generic platform of the mobile application can be customizable by a plurality of different special interest groups (SIGs). The generic platform of the mobile application can comprise a generic user interface having default screens, controls, or logos that are changeable based on an affiliation of the user to the plurality of different special interest groups (SIGs). Customizing the generic platform of the mobile application can comprise updating only content that is being displayed through the mobile application.

Customizing the generic platform of the mobile application can comprise customizing a number of modules that are presented to users through the mobile application. The modules can comprise one or more of a money management module that permits a user to access account information from a financial institution, a what's nearby module that permits a user to find points of interest (POI) and directions, a rewards module that permits a user to keep track of reward or loyalty cards, a ticket module that permits a user to purchase a ticket for an event, and an options module that permits a user to change the look-and-feel of the mobile application. The mobile communication device can be one of a cellular phone or a wireless personal digital assistant (PDA).

In general, in another aspect, this specification describes a system including a management server to provide a mobile application to a mobile communication device of a user, in which the mobile application has a generic platform. The management server further determines a special interest group (SIG) that is affiliated with the user, and customizes the generic platform of the mobile application based on information specific to the special interest group (SIG) that is affiliated with the user.

The details of one or more implementations are set forth in the accompanying drawings and the description below. Other features and advantages will be apparent from the description and drawings, and from the claims.

BRIEF DESCRIPTION OF THE DRAWINGS

FIG. 1 illustrates a block diagram of a communication system including a mobile communication device and a management server in accordance with one implementation.

FIG. 2 illustrates one implementation of the mobile communication device of FIG. 1.

FIG. 3 illustrates one implementation of a method for customizing a mobile application running on a mobile communication device.

FIG. 4 illustrates a block diagram of a communication system including a mobile communication device and a management server in accordance with one implementation.

FIG. 5 illustrates one implementation of a method for customizing a mobile application with a custom/affiliate logo of a special interest group (SIG).

FIG. 6 illustrates an example custom/affiliate logo of a special interest group (SIG) that can be displayed on a mobile communication device.

FIG. 7 illustrates example advertisements/coupons of a special interest group (SIG) that can be displayed on a mobile communication device.

FIG. 8 illustrates example messages of a special interest group (SIG) that can be displayed on a mobile communication device.

FIG. 9 illustrates example maps of a special interest group (SIG) that can be displayed on a mobile communication device.

FIGS. 10A-10F illustrate example customization of a mobile application running on a mobile communication device.

FIG. 11 illustrates a block diagram of a communication system including a wireless mobile communication device and a management server in accordance with one implementation.

Like reference symbols in the various drawings indicate like elements.

DETAILED DESCRIPTION OF THE INVENTION

FIG. 1 illustrates one implementation of a communication system 100. The communication system 100 includes a hand-held, wireless mobile communication device 102 a point-of-sale device 104 and a management server 106. In one implementation, the mobile communication device 102 includes a mobile application (discussed in greater detail below) that permits a user of the mobile communication device 102 to conduct payment transactions. Payment transactions can include, for example, using contactless payment technology at a retail merchant point of sale (e.g., through point of sale device 104), using mobile/internet commerce (e.g., purchase tickets and products, etc.), storage of payment information and other digital artifacts (e.g., receipts, tickets, coupons, etc.), storage of banking information (payment account numbers, security codes, PIN's, etc.), and accessing banking service (account balance, payment history, bill pay, fund transfer, etc.), and so on. The mobile communication device 102 can be a cellular phone, a wireless personal digital assistant (PDA), or other wireless communication device.

FIG. 2 illustrates one implementation of the mobile communication device 102. The mobile communication device 102 includes a mobile application 200 that (in one implementation) is provided to the mobile communication device 102 through a remote server (e.g., management server 106). In one implementation, the mobile application is a mobile wallet application (e.g., the Blaze Mobile Wallet application) available from Mobile Candy Dish, Inc., of Alameda, CA. In one implementation, the mobile application is a hosted service, as described in U.S. patent application Ser. No. 11/939,821, entitled "Method and System For Securing

Transactions Made Through a Mobile Communication Device", which is incorporated herein by reference. In one implementation, the mobile application 200 is configured to send requests to the management server for artifacts based on user input, e.g., received through a keypad (not shown) of the mobile communication device 102. Requests to the management server 106 can also be automated, via proximity-based services, e.g., consumer tapping (or in close proximity) an LBS/contactless/RFID enabled phone against a smart poster (RFID/Bluetooth/LBS enabled, etc.), kiosk, or other device.

As shown in FIG. 2, the mobile application 200 includes a user interface 202 that is displayable on a display of the mobile communication device 102. In one implementation, the user interface 202 is a generic user interface (or platform) that can be customized based on one or more special interest groups (SIG) that are affiliated with a user of the mobile communication device 102. In general, the user interface 202 can be customized to display, e.g., screens, logos, messages, maps, coupons, advertisements, and other information, as discussed in greater detail below. In one implementation, a special interest group (SIG) is an organization. For example, a special interest group can be a university, corporation, military, government, sports team, alumni association, and the like. These (and other SIGs) generally have a need to brand and customize mobile applications they either sponsor or associate their name to. This is mandated because SIGs tend to heavily invest in promoting their name and brand recognition. Co-branding the mobile application with well-known third party brands will facilitate community exposure, help drive consumer acceptance and adoption through viral marketing (inherent to the community) as well as marketing programs by the SIG.

Usually, the format used by the mobile application 200 remains reasonably constant over time in contrast to content, which typically changes on a regular basis based on time and the SIG. In one implementation, as content changes on a regular basis, a SIG uploads only the new content to the management server (e.g., management server 106). Accordingly, when the mobile application 200 next accesses the content of the management server 106, the management server 106 uploads the new (customized SIG) content (and format if applicable) to the mobile application 200. Subsequent uploads to the mobile application 200 can include only content since the format, in one implementation, is cached on the mobile communication device 102 after the first download. If the SIG desires to change the format at a subsequent time, the next upload to the mobile application 200 can include both the new layout format and any new content.

In one implementation, the mobile application 200 comprises a plurality of different modules, in which each module provides a specific function for a user. For, example, the Blaze Mobile Wallet application provides the following example modules:

Money Management—A user can access account information (e.g., balance, transaction history, and so on) from banks and credit card financial institutions. A user can also pay bills, transfer funds (e.g., person-to-person, me-to-me same bank, and me-to-me different bank). A user can also have their paychecks directly deposited into in their mobile wallet, withdraw cash from ATM machines, or pick up cash at a redemption location. A user can also use a contactless debit card associated with their mobile wallet to buy products at

participating contactless merchants and receive their transaction history in their mobile wallet in real-time. What's Nearby—A user can find points of interest (POI), directions, and access maps using this module. For example, a user can find points of interest from over a dozen categories such as restaurants, shopping malls, golf courses, gas stations, regular merchants, theaters, ATM locations, and so on. With respect to directions and maps, a user can get turn-by-turn directions and a viewable map with zooming capability.

Rewards/Loyalty/Coupons—A user can keep track of reward/loyalty cards—e.g., frequently flyer account number, rental car reward membership, hotel reward membership, and the like—through the rewards module. In one implementation, a user can view, in real-time, a summary of all rewards (e.g., points accumulated) directly on a cellular phone. A user can also search for and store coupons on their mobile communication device for use during, e.g., a contactless purchase.

Tickets—This module permits a user to purchase tickets for e.g., movies, sport events, and other entertainment events, through their mobile communication device. A user can also view movie trailers and read reviews through their mobile communication device.

Options—Through this module a user can customize the look and feel of the mobile application, including setting the colors, graphics, logos, and so on. A user can also set a default payment method, send feedback, tell-a-friend, earn reward points, and the like.

The modules above are example modules. The mobile application can provide other modules to perform additional functions for a user over a mobile communication device—e.g., an additional module can include an Internet Purchase module that permits users to use their mobile communication device to purchase items over the Internet. In one implementation, a special interest group (SIG) can modify the number of modules that are available to a user (or users). For example, a particular special interest group (SIG) may only want to provide a rewards program to users, and therefore, the special interest group (SIG) can modify the mobile application 200 to present only a rewards module as described above. In general, a special interest group (SIG) can modify the mobile application 200 to provide any number and combination of modules to users.

FIG. 3 illustrates a method 300 for customizing a mobile application (e.g., mobile application 200) running on a mobile communication device. (e.g., mobile communication device 102). A mobile application having a generic platform is provided to a mobile communication device of a user (step 302). In one implementation, the mobile application is provided to the mobile communication device through a network—e.g., a public network (e.g., the Internet), a private network, or a voice communications network. The generic platform can comprise a generic user interface having default screens, controls, and/or logos. A determination is made (e.g., by management server 106) of one or more special interest groups (SIGs) that are associated with the user (step 304). In one implementation, the management server 306 queries a database (e.g., an affiliate content database) to determine which special interest groups (SIGs) that a given user is associated with. The generic platform of the mobile application is customized based on one or more of the special interest groups (SIGs) that are associated with the user (step 306).

In one implementation, association between a SIG and an end user is validated via an out-of-band process—e.g., a

banking customer may have to specify their SIG and provide their SIG credentials (e.g., online banking userID/password) that are unique to the SIG. The management server validates the credentials with the SIG. Once the end user has been authenticated by the SIG, it will be possible to deliver the SIG's branding and messaging specifically to the end user. Such a technique minimizes the number of applications that need to be executed by a mobile communication device. For example, a single mobile application can be customized by a large number of different special interest groups (SIGs). In one implementation, the mobile application can be customized to display different screens, user interfaces and/or controls. Less memory is, therefore, required by a mobile communication device in order to support applications required by multiple special interest groups (SIGs).

FIG. 4 illustrates one implementation of a communication system 400. The communication system 400 includes a hand-held, wireless mobile communication device 402, a management server 404, a user portal 406, and a special interest group (SIG) portal 408. In one implementation, the management server 404 is coupled to a user and profile database 410, an affiliate content database 412, and an integrated marketing database 414. In one implementation, the user and profile database 410 stores user profile information associated with each user—e.g., passwords, personal identification numbers (PINs), contact information, e-mail addresses, and the like; the affiliate content database 412 stores associations between special interest groups (SIGs) and users; and the integrated marketing database 414 stores artifacts (e.g., coupons, advertising, tickets, etc.) that can be sent to a user.

To enable the branding and customization of the mobile application (e.g., the mobile wallet application) running on the mobile communication device 402, in one implementation, various screens are designed based on meta-data (i.e., meta-data delivered (pulled or pushed) to the mobile communication device 402 based on the SIG). The core wallet screen can be the same for all subscribers—e.g., a login screen for all subscribers can have the same pre-defined format (controlling how content is displayed and permitted actions), and only the content is dynamically generated. The following screens, or category of screens, include (but are not limited to):

Logo—A community logo will display upon wallet launch. If a customer is not affiliated with a SIG, the default Blaze logo will be displayed.

Watermark—An almost transparent watermark image that does not to conflict with maps, wallpaper, etc.

Advertisements—Local advertisements from the community will be displayed instead of or in addition to general advertisements. If a customer is not affiliated with a SIG, general advertisements will be displayed.

Coupons—Coupons from the local community will be displayed instead of or in addition to general coupons. If a customer is not affiliated with a SIG, general coupons will be displayed.

Events—Community events will be displayed. If a customer is not affiliated with a SIG, general events will be displayed such as information about MCD (Mobile Candy Dish), new wallet features, etc.

Alerts—Community alerts will be displayed. If a customer is not affiliated with a SIG, general alerts will be displayed.

Maps—A community map will be displayed. Some examples of a community map include a campus map for a university, seating chart for a sports team, corpo-

rate campus map (particularly for large campuses like Google, Microsoft, etc.), and so forth.

In some cases, a special interest group (SIG) may be involved in the content approval process. In such an implementation, in order to deliver meta-data to the mobile communication device based on input from the SIG, the end-user's account (e.g., walletID, etc.) is associated with a SIG. The SIG will access a portal (web-based or otherwise) (e.g., SIG portal **408**) that enables the SIG to control, publish, etc., content associated to the SIG on the management server **404**. In one implementation, one or more screens queries the management server **404** for dynamic content (media, text, logo, sort order, etc.). The query can include (but is not limited to) the end-users walletID. Using a look-up table in the management server **404** or the affiliate content database **412**, it is possible to determine the associated SIG. The management server **404** can then internally determine the appropriate content (including media, etc.) to respond to the mobile application running on the mobile communication device **402**. These result sets can be cached on the mobile communication device **402** for future use to improve performance (as needed).

Logos

FIG. **5** illustrates a method **500** for providing a logo to a mobile communication device (e.g., mobile communication device **402**) for display through a mobile application running on the mobile communication device. An end user registers an affiliation with a special interest group (SIG) on a web portal (e.g., user portal **406**) (step **502**). Thereafter, the end user logs into the mobile application running on the mobile communication device (step **504**). Upon initial login, the mobile application displays a default logo (step **506**). The mobile application queries a management server (e.g., management server **404**) for any custom/affiliate logos that is associated with the user (step **508**). The management server determines which special interest groups (SIGs) that the user is affiliated with, and sends a custom/affiliate logo to the mobile application running on the mobile communication device (step **510**). FIG. **6** illustrates an example logo of a University that can be sent to a mobile application. In response to receiving the custom/affiliate logo, the mobile application displays the custom/affiliate logo (step **512**). In one implementation, the default logo is replaced with the custom/affiliate logo in response to the user logging off, and re-logging into the mobile application.

Integrated Mobile Marketing Insertion

In one implementation, an advertising manager application running on the management server **404** inserts advertisements (based on advertisement insertion order) into Ad Engine (or 3rdParty Ad Delivery platform). The advertising manager application specifies specific advertisements with targeting parameters of special interest groups (SIGs) (among other targeting parameters as specified by, e.g., an advertising agency) and displays these advertisements in the mobile application.

Integrated Mobile Marketing (Advertising and Coupons) Delivery

In one implementation, advertising and/or coupons can be sent to a mobile application based on one or more special interest groups (SIGs) that a user is affiliated with. In one implementation, an end user registers affiliation with a special interest group (SIG) through a web portal (e.g., user portal **406**). The management system **406** can validate the affiliation out-of-band. The end user logs into mobile application, and the mobile application queries the management server **404** for any advertisements or coupons by providing a screenID (a unique screen identifier). The management

server **404** determines that the user has an affiliation to a special interest group (SIG) and appends the SIGID (a unique SIG identifier) to the target parameters. A query including the targeting parameters is forwarded to an advertising engine (or 3rdParty). The advertising engine responds with the appropriate URL to the advertising object that best meets the advertising criteria (e.g., age, gender, geographic location, proximity to retail store, shopping list, transaction history, etc). In one implementation, the mobile application queries advertisements based on the URL returned. FIG. **7** illustrates example advertisements/coupons that can be displayed through a mobile application running on a mobile communication device.

Alerts and Notification

In one implementation, alerts and notifications can be sent to a mobile application based on one or more special interest groups (SIGs) that a user is affiliated with. In one implementation, a notification manager application running on the management server **404** inserts alerts (based on an insertion order) into a notification engine associated with the management server **404** (or a third party notification delivery platform). The notification manager application associates the notifications (text, etc.) with one or more SIGIDs (among other targeting parameters as specified by, e.g., an advertising agency). In one implementation, the notification engine queries the user and profile database **410**, and determines a list of walletIDs (of end users) that match the target delivery criteria. For each end-user identified, the management server **404** determines a notification mode (e.g., SMS/text messaging, e-mail, or both) and a delivery window (time of day, etc.). These criteria are used to send the notification (or alerts) to the end-user. FIG. **8** illustrates example alerts and notifications that can be displayed through a mobile application running on a mobile communication device.

Campus Maps

In one implementation, maps can be sent to a mobile application based on one or more special interest groups (SIGs) that a user is affiliated with. In one implementation, and end user registers affiliation with a special interest group (SIG) through a web portal (e.g., user portal **406**). The management system **404** can validate the affiliation of the user to the special interest group (SIG) out-of-band. The end user logs into the mobile application, and the mobile application queries the management server **404** for an affiliate campus map. The management server **404** determines that the end user has an affiliation with a special interest group (SIG), and responds to the query with a campus map associated with the special interest group (SIG). The campus map is cached in a memory of the mobile communication device **402**, and the mobile application running on the mobile communication device **402** displays the campus map. FIG. **9** illustrates example maps/seating charts that can be displayed through a mobile application running on a mobile communication device.

FIGS. **10A-10F** illustrate example screens, messages, advertisements, and/or coupons that can be displayed through a mobile application running on a mobile communication device. In particular, FIG. **10A** illustrates example customization of a mobile application for a bank; FIG. **10B** illustrates example customization of a mobile application for a university; FIG. **10C** illustrates example customization of a mobile application for a sports team; FIG. **10D** illustrates example customization of a mobile application for a credit union; FIG. **10E** illustrates example customization of a mobile application for a corporation; and FIG. **10F** illustrates example customization of a mobile application for a

military campus. In general, the same generic platform of a mobile application can be used to deliver the different screens, messages, advertisements, and/or coupons shown in FIGS. 10A-10F.

One or more of method steps described above can be performed by one or more programmable processors executing a computer program to perform functions by operating on input data and generating output. Generally, the invention can take the form of an entirely hardware embodiment, an entirely software embodiment or an embodiment containing both hardware and software elements. In one implementation, the invention is implemented in software, which includes but is not limited to firmware, resident software, microcode, etc. Furthermore, the invention can take the form of a computer program product accessible from a computer-usable or computer-readable medium providing program code for use by or in connection with a computer or any instruction execution system. For the purposes of this description, a computer-usable or computer readable medium can be any apparatus that can contain, store, communicate, propagate, or transport the program for use by or in connection with the instruction execution system, apparatus, or device. The medium can be an electronic, magnetic, optical, electromagnetic, infrared, or semiconductor system (or apparatus or device) or a propagation medium. Examples of a computer-readable medium include a semiconductor or solid state memory, magnetic tape, a removable computer diskette, a random access memory (RAM), a read-only memory (ROM), a rigid magnetic disk and an optical disk. Current examples of optical disks include compact disk-read only memory (CD-ROM), compact disk-read/write (CD-R/W) and DVD.

FIG. 5 illustrates a data processing system 1100 (e.g., a mobile communication device) suitable for storing and/or executing program code. Data processing system 1100 includes a processor 1102 coupled to memory elements 1104A-B through a system bus 1106. In other implementations, data processing system 1100 may include more than one processor and each processor may be coupled directly or indirectly to one or more memory elements through a system bus. Memory elements 1104A-B can include local memory employed during actual execution of the program code, bulk storage, and cache memories that provide temporary storage of at least some program code in order to reduce the number of times the code must be retrieved from bulk storage during execution. As shown, input/output or I/O devices 1108A-B (including, but not limited to, keyboards, displays, pointing devices, etc.) are coupled to data processing system 1100. I/O devices 1108A-B may be coupled to data processing system 1100 directly or indirectly through intervening I/O controllers (not shown).

In one implementation, a network adapter 1110 is coupled to data processing system 1100 to enable data processing system 1100 to become coupled to other data processing systems or remote printers or storage devices through communication link 1112. Communication link 1112 can be a private or public network. Modems, cable modems, and Ethernet cards are just a few of the currently available types of network adapters.

Although the present invention has been particularly described with reference to implementations discussed above, various changes, modifications and substitutes are can be made. Accordingly, it will be appreciated that in numerous instances some features of the invention can be employed without a corresponding use of other features.

Further, variations can be made in the number and arrangement of components illustrated in the figures discussed above.

What is claimed is:

1. A method for processing a mobile banking transaction, comprising:

maintaining a payment method at a remote management server;

receiving, at the remote management server, information related to a userID and information related to a password from a non-browser based application, wherein the non-browser based application is a mobile operating system platform based mobile application with a graphical user interface that is preinstalled or downloaded and installed on a mobile device, wherein the graphical user interface includes a graphical icon, the mobile device including a mobile device display, a mobile device processor, a mobile device memory, a mobile device radio transceiver that supports voice and data interactions through a first wireless communication channel, and a mobile device wireless fidelity (Wi-Fi) transceiver;

authenticating, at the remote management server, a user associated with the information related to the userID and the information related to the password;

after user authentication, receiving, at the remote management server a request for the mobile banking transaction from the non-browser based application, wherein the non-browser based application receives the request for the mobile banking transaction through user input via the mobile device display;

after receiving the request for the mobile banking transaction, processing the request for the mobile banking transaction at the remote management server using the payment method that corresponds to the userID;

after the request for the mobile banking transaction has been processed, transmitting a digital artifact from the remote management server to the non-browser based application which displays the digital artifact within the non-browser based application.

2. The method of claim 1, wherein the request for the mobile banking transaction comprises one of bill pay, funds transfer, depositing a check, viewing transaction history, checking account balance, withdrawing funds from an ATM.

3. The method of claim 1, where the payment method is a bank account, credit card, debit card, or prepaid card.

4. The method of claim 1, further wherein no sensitive data is stored on the mobile device.

5. The method of claim 4, wherein the sensitive data is information related to the payment method.

6. The method of claim 1, wherein the digital artifact comprises one of an account balance, last number of transactions, receipt, advertisement, coupon, ticket, media, or content.

7. The method of claim 1, wherein the non-browser based application enables the user to access the digital artifact even if the mobile device is not connected a wireless network.

8. The method of claim 1, further wherein the non-browser based application is operative even if the mobile device is not connected a wireless network.

9. The method of claim 1, wherein the non-browser based application receives the digital artifact through a connection of the mobile device to a wireless network;

the non-browser based application displays the digital artifact while the mobile device maintains the connection to the wireless network; and

11

the method further comprises:
losing the connection of the mobile device to the wireless network while the non-browser based application displays the digital artifact; and
after losing the connection, continuing to display the digital artifact within the non-browser based application.

10. The method of claim 1, further wherein the non-browser based application is not Short Messaging Service (SMS).

11. The method of claim 1, further wherein the remote management server is configured to store the userID for a user for a plurality of mobile devices and a plurality of payment methods, and further wherein a configuration means the remote management server scales.

12. The method of claim 1, further wherein the information related to the password is information related to a Personal Identification Number (PIN).

13. The method of claim 1, further, wherein the information related to the password is information related to biometric data.

14. The method of claim 1, further wherein the remote management server sends the digital artifact to the non-browser based application based on the geographical location of the mobile device.

15. The method of claim 1, further wherein the non-browser based application monitors for access to a wireless network and automatically reconnects to the wireless network when the wireless network is available.

16. Remote management server A for processing a mobile banking transaction, the remote management server comprising:

a remote management server input interface configured to:

receive information related to a userID and information related to a password from a non-browser based application, wherein the non-browser based application is a mobile operating system platform based mobile application with a graphical user interface that is preinstalled or downloaded and installed on the mobile device, wherein the graphical user interface includes a graphical icon, the mobile device including a mobile device display, a mobile device processor, a mobile device memory, a mobile device radio transceiver that supports voice and data interactions through a first communication channel and a mobile device wireless fidelity (Wi-Fi) transceiver; after user authentication, receive a request for the mobile banking transaction from the non-browser based application, wherein the non-browser based application receives the request for the mobile banking transaction through user input via the mobile device display;

a remote management processor configured to:

authenticate the user associated with the information related to the userID and the information related to the password;

maintain a payment method at the remote management server; and

after receiving the request for the mobile banking transaction, process the request for the mobile banking transaction using the payment method that corresponds to the userID; and

12

a remote management server output interface configured to:

after the request for the mobile banking transaction has been processed, transmit a digital artifact from the remote management server to the non-browser based application which displays the digital artifact within the non-browser based application.

17. The remote management server of claim 16, wherein the request for the mobile banking transaction comprises one of bill pay, funds transfer, depositing a check, viewing transaction history, checking account balance, withdrawing funds from an ATM.

18. The remote management server of claim 16, where the payment method is a bank account, credit card, debit card, or prepaid card.

19. The remote management server of claim 16, further wherein no sensitive data is stored on the mobile device.

20. The remote management server of claim 19, wherein the sensitive data is information related to the payment method.

21. The remote management server of claim 16, wherein the digital artifact comprises one of an account balance, last number of transactions, receipt, advertisement, coupon, ticket, media, or content.

22. The remote management server of claim 16, wherein the non-browser based application enables the user to access the digital artifact even if the mobile device is not connected a wireless network.

23. The remote management server of claim 16, further wherein the non-browser based application is operative even if the mobile device is not connected a wireless network.

24. The remote management server of claim 16, wherein the non-browser based application receives the digital artifact through a connection of the mobile device to a wireless network;

the non-browser based application displays the digital artifact while the mobile device maintains the connection to the wireless network; and

the method further comprises:

losing the connection of the mobile device to the wireless network while the non-browser based application displays the digital artifact; and

after losing the connection, continuing to display the digital artifact within the non-browser based application.

25. The remote management server of claim 16, further wherein the non-browser based application is not Short Messaging Service (SMS).

26. The remote management server of claim 16, further wherein the remote management server is configured to store the userID for a user for a plurality of mobile devices and a plurality of payment methods, and further wherein a configuration means the remote management server scales.

27. The remote management server of claim 16, further wherein the information related to the password is information related to a personal identification number (PIN).

28. The remote management server of claim 16, further, wherein the information related to the password is information related to biometric data.

29. The remote management server of claim 16, wherein the remote management server sends the digital artifact to the non-browser based application based on the geographical location of the mobile device.

30. The remote management server of claim 16, further wherein the non-browser based application monitors for access to a wireless network and automatically reconnects to the wireless network when the wireless network is available.